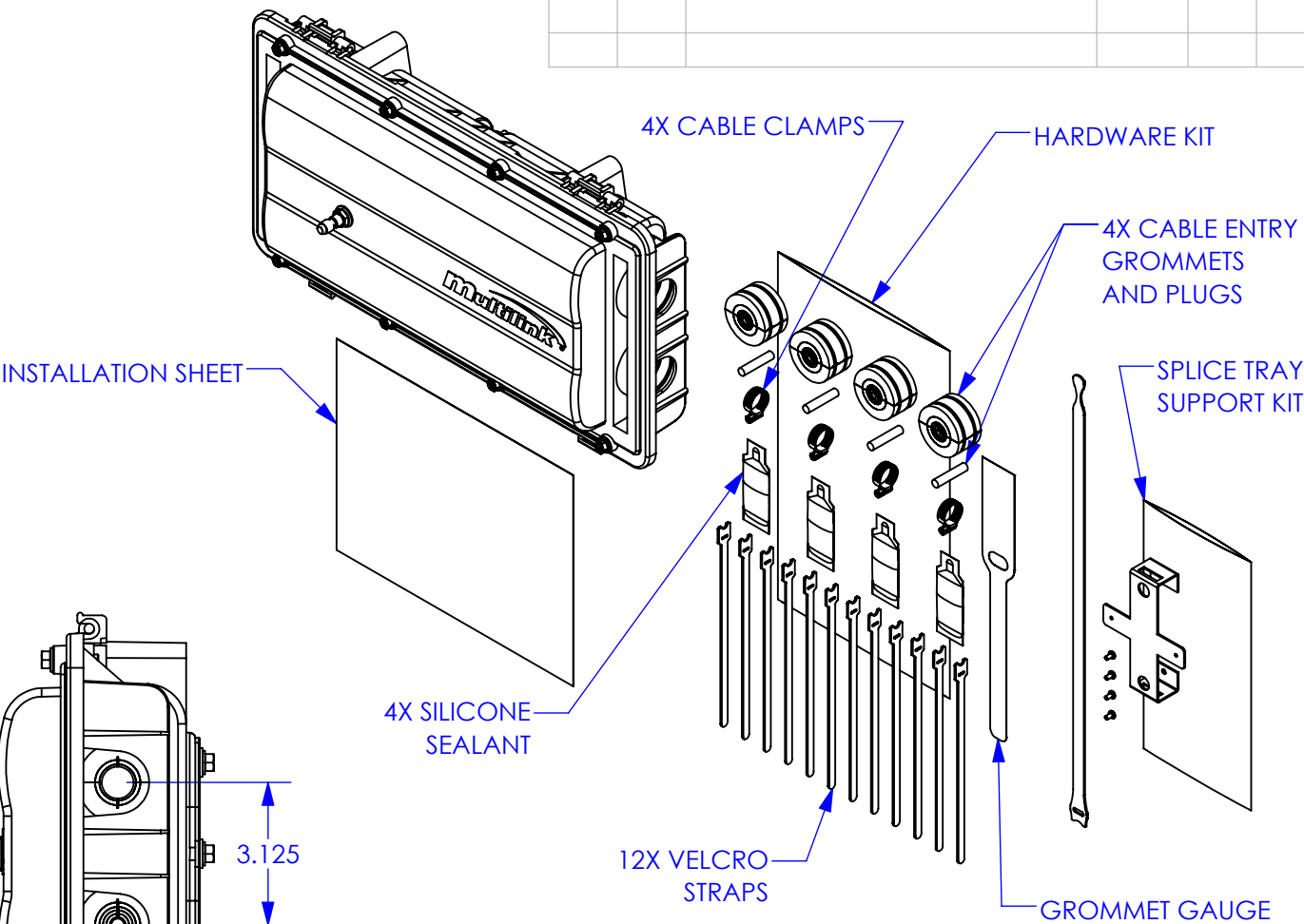
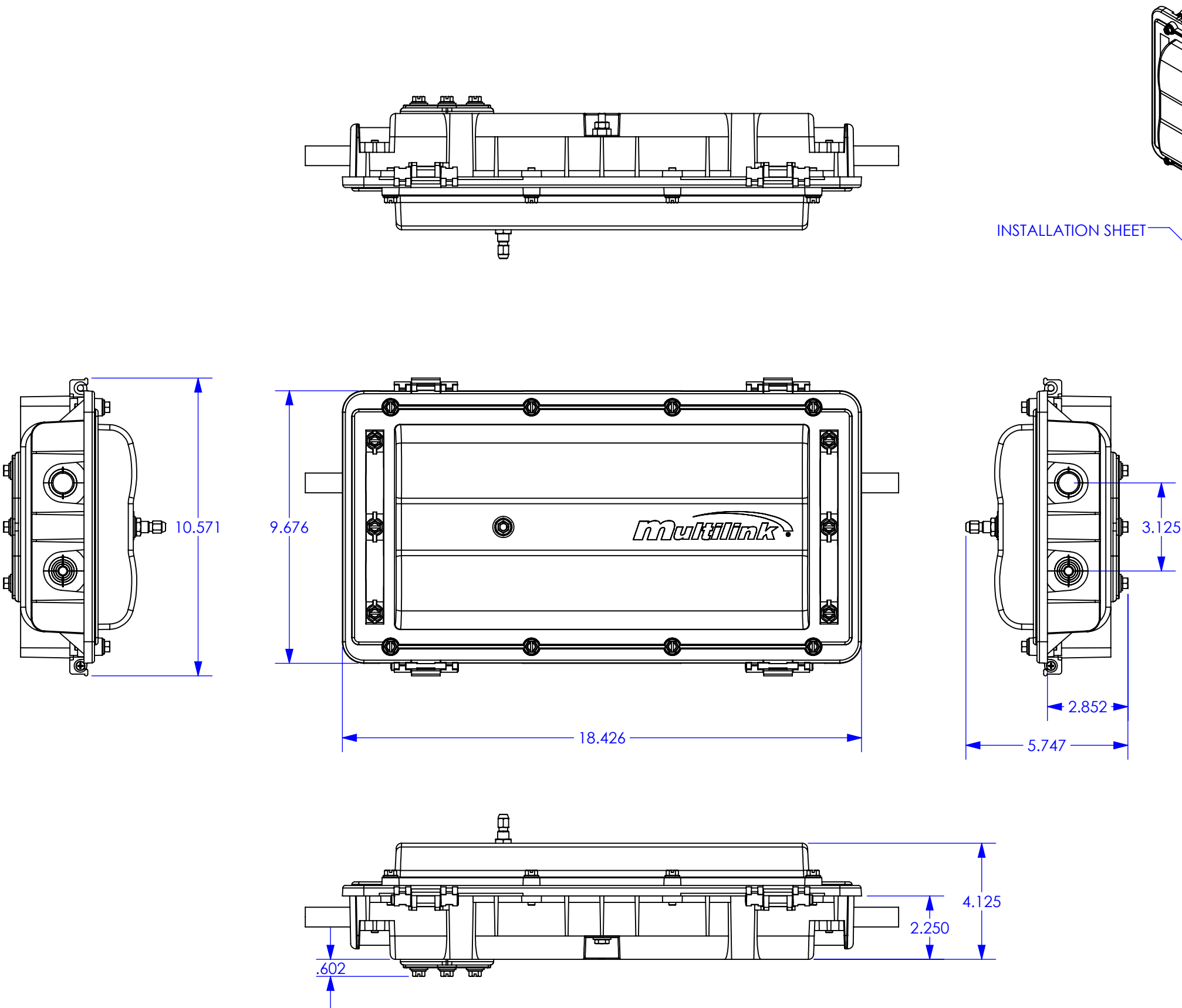


REV.	ECN #	DESCRIPTION OF CHANGE	DATE	BY	MFG ENG
01	N/A	INITIAL RELEASE	04/17/15	SAB	



UNLESS OTHERWISE SPECIFIED
DIMENSIONS ARE IN INCHES
TOLERANCES ARE:
FRACTIONS: DECIMALS: ANGLES:
 $\pm 1/32$.XX = $\pm .03$ $\pm 1^\circ$
.XXX = $\pm .010$
ALL FLATS TO BE $\pm .005$
**NO SHARP EDGES OR
BURRS ALLOWED**
MATERIAL: SEE B.O.M.
FINISH: BLACK
DO NOT SCALE DRAWING

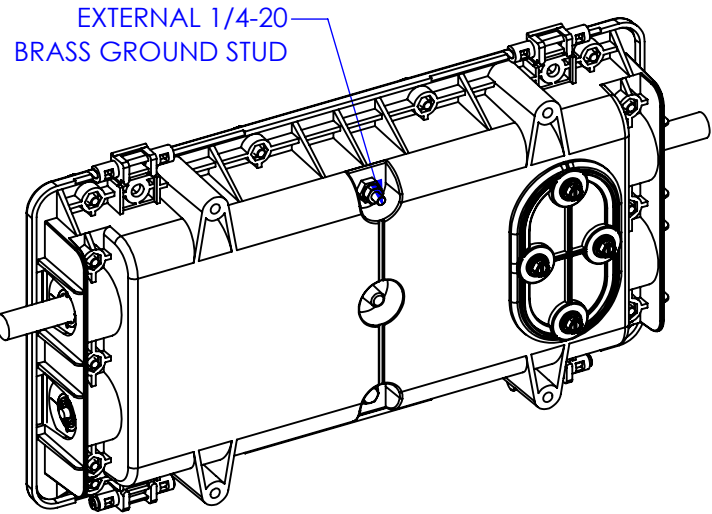
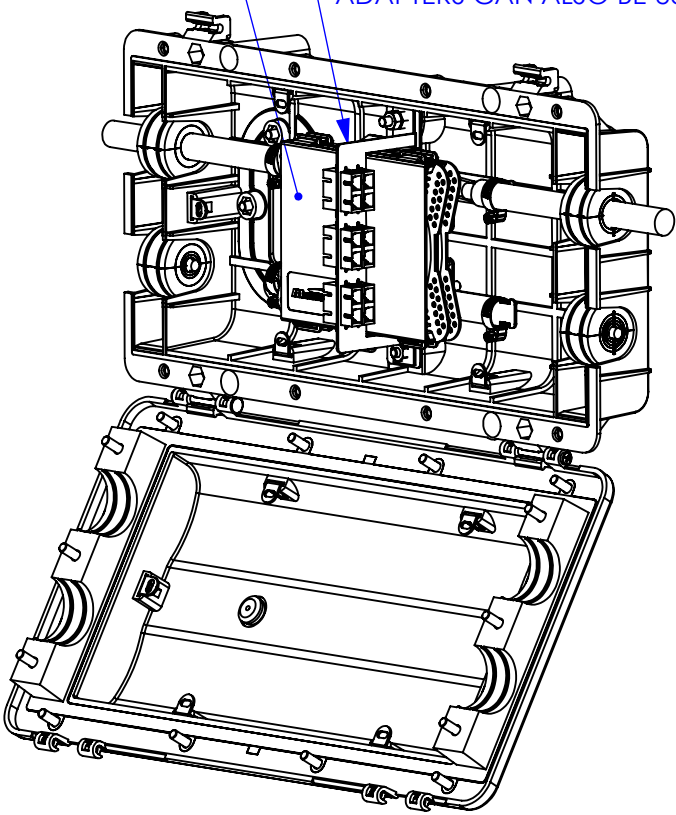
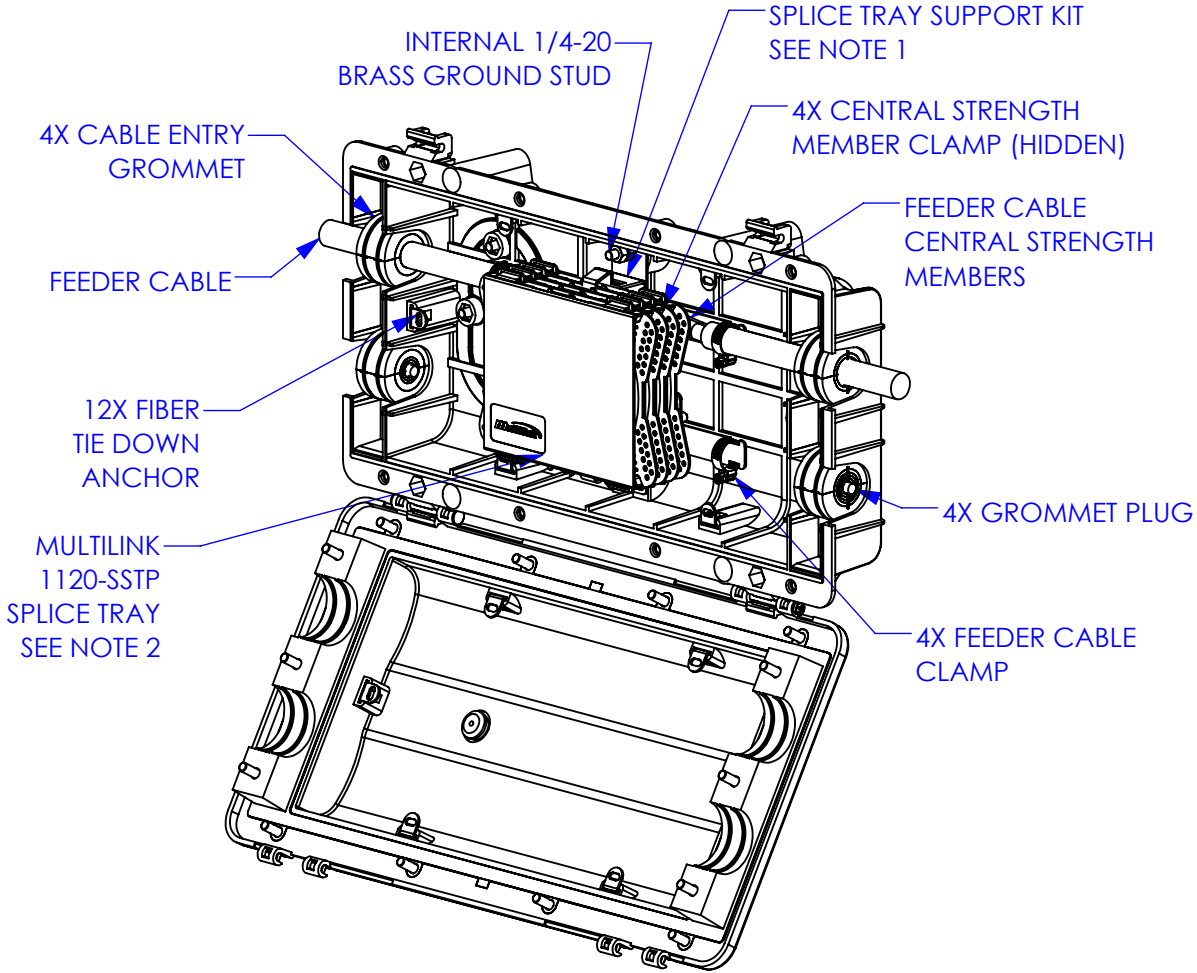
THIS DOCUMENT AND THE INFORMATION
CONTAINED THEREIN ARE CONFIDENTIAL
& PROPRIETARY TO MULTILINK AND MAY NOT
BE COPIED OR DISCLOSED TO OTHERS
WITHOUT A WRITTEN CONSENT FROM
MULTILINK. THE INFORMATION IS TO BE
PROMPTLY RETURNED TO MULTILINK UPON
REQUEST.
DRAWN BY: SAB DATE: 04/17/2015
CHECKED: DATE:
MFG ENG: DATE:
QUALITY ENG: DATE:

Multilink
SFX-0 STARFIGHTER XPRESS
SINGLE IN-LINE FOSC
SIZE B DWG. NO. 020-234-10REF REV. 01
SCALE: 1:4 CAD FILE: 020-234-10REF SHEET: 1 OF 4

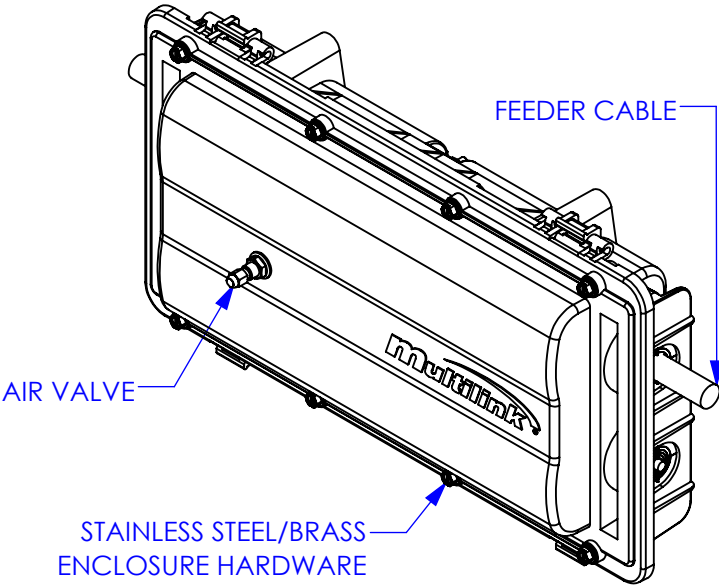
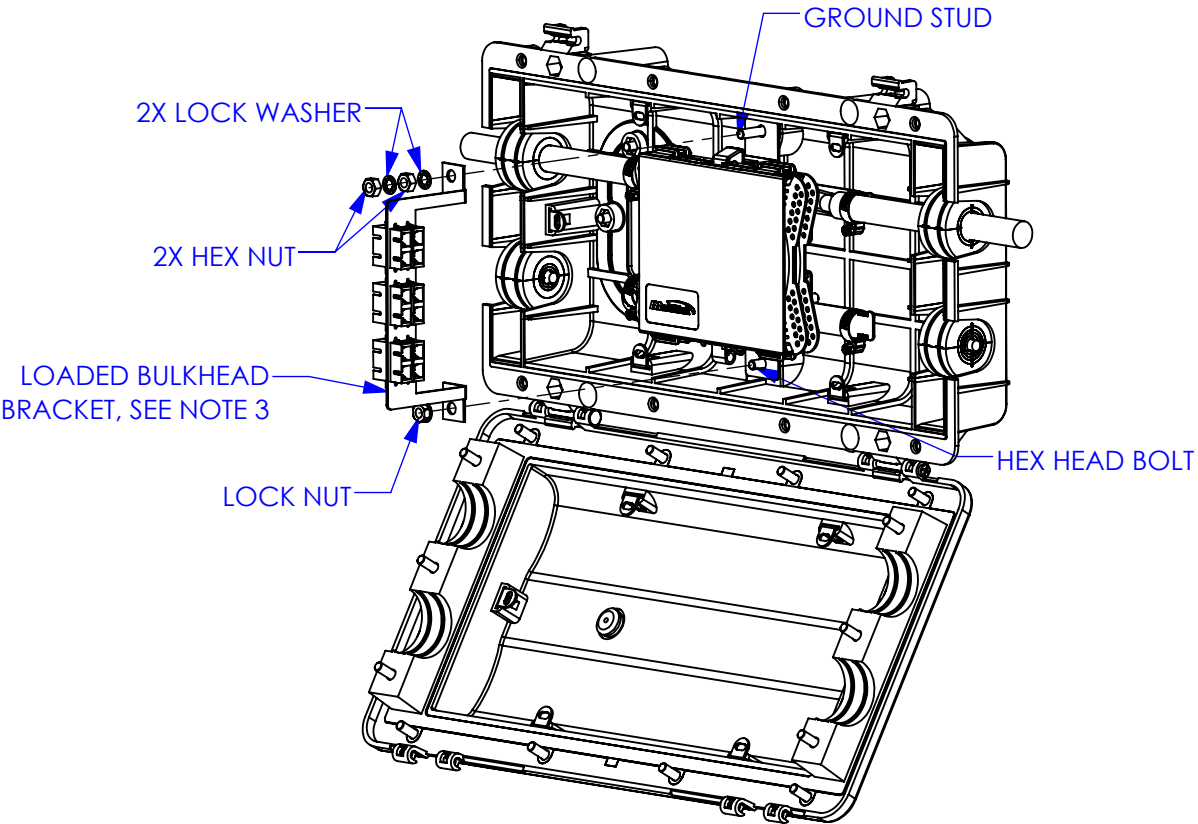
REV.	ECN #	DESCRIPTION OF CHANGE	DATE	BY	MFG ENG
01	N/A	INITIAL RELEASE	04/17/15	SAB	

WITH BULKHEAD BRACKET
SPLICE TRAY CAPACITY IS TWO

BULKHEAD BRACKET,
SHOWN WITH (6) SC DUPLEX
ADAPTERS. (6) LC QUAD
ADAPTERS CAN ALSO BE USED.



- NOTES:
1. KIT SUPPLIED WITH ENCLOSURE. SPLICE TRAY CAN BE SCREW MOUNTING, OR VELCRO STRAPPED.
 2. SPLICE TRAY CAPACITY IS (4).
 3. BULKHEAD BRACKET ASSEMBLY NOTES:
 - A. REMOVE HEX NUTS, LOCK WASHERS, AND LOCK NUT FROM GROUND STUD AND HEX HEAD BOLT.
 - B. PUT BULKHEAD BRACKET IN PLACE OVER STUD AND BOLT AS SHOWN.
 - C. REPLACE HEX NUTS, LOCK WASHERS, AND LOCK NUT IN ORDER SHOWN.



UNLESS OTHERWISE SPECIFIED
DIMENSIONS ARE IN INCHES
TOLERANCES ARE:
FRACTIONS: DECIMALS: ANGLES:
±1/32 .XX=±.03 ±1°
.XXX=±.010
ALL FLATS TO BE ±.005
**NO SHARP EDGES OR
BURRS ALLOWED**
MATERIAL:
FINISH:
DO NOT SCALE DRAWING

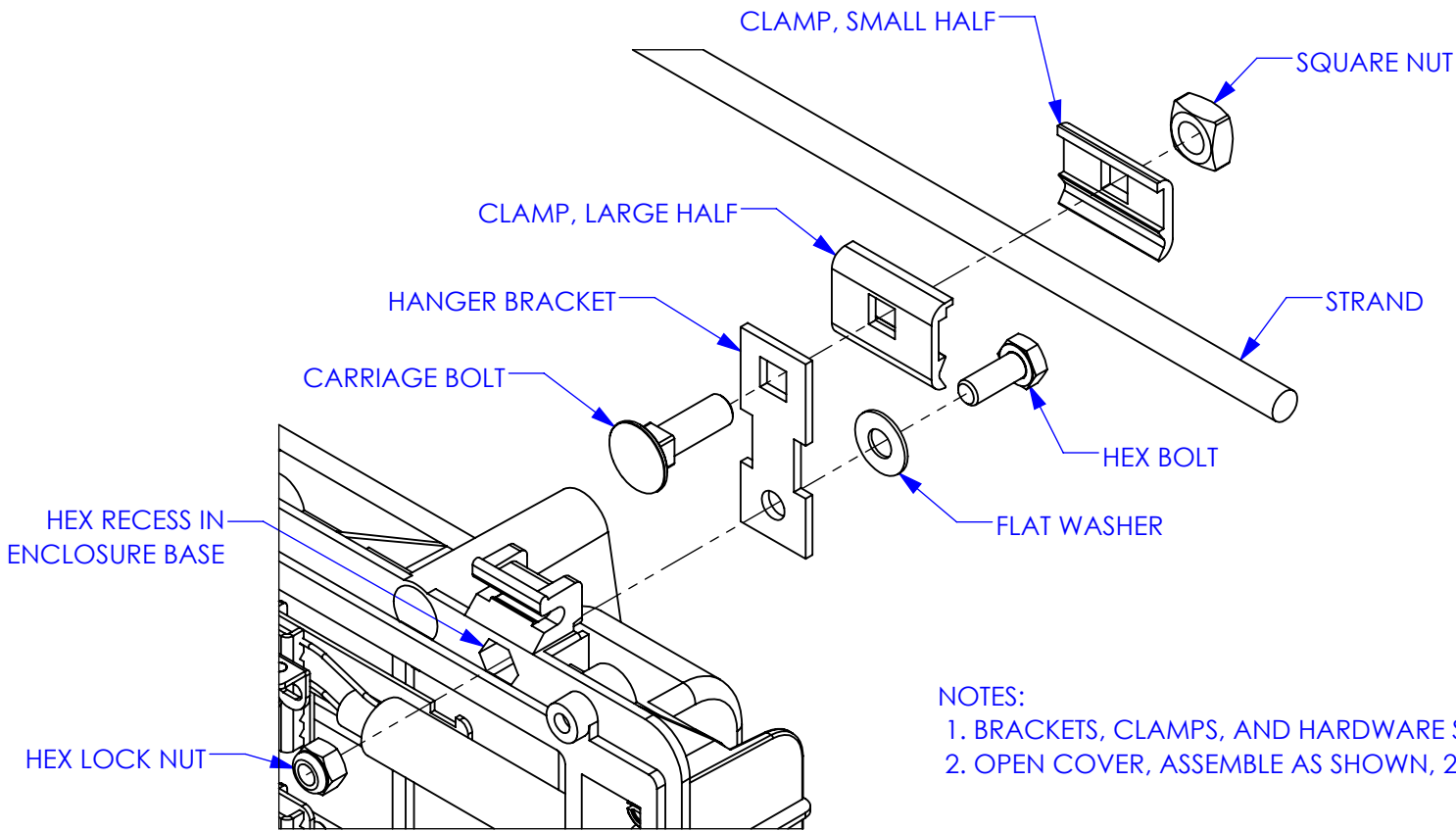
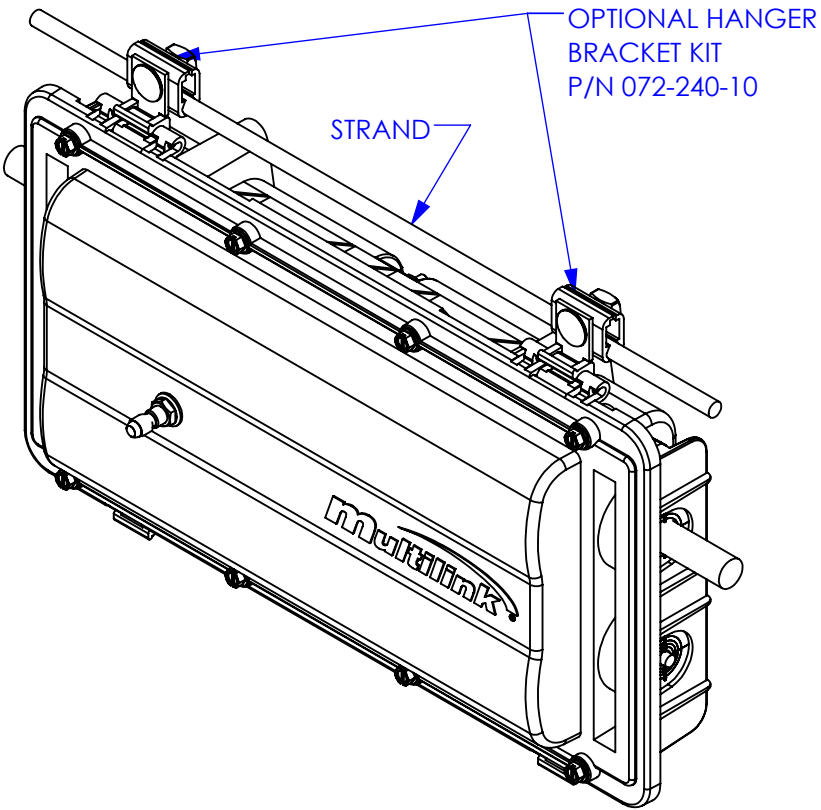
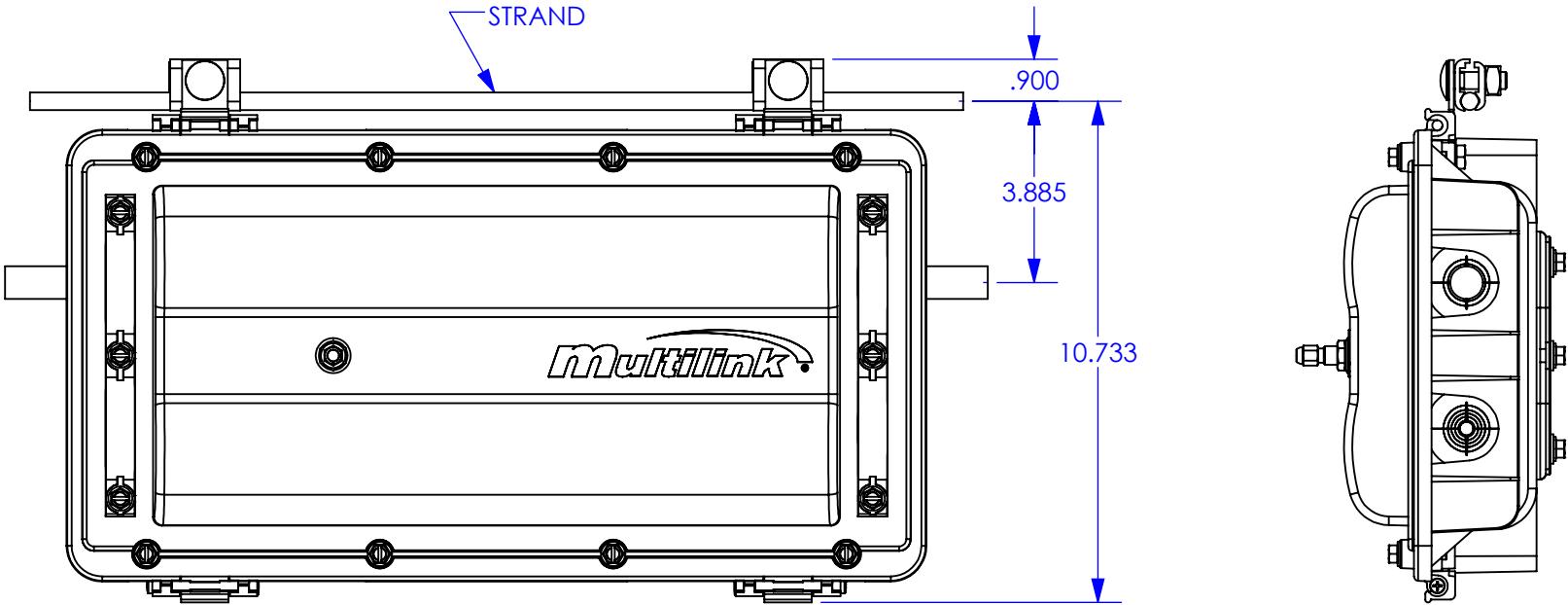
THIS DOCUMENT AND THE INFORMATION
CONTAINED THEREIN ARE CONFIDENTIAL
& PROPRIETARY TO MULTILINK AND MAY NOT
BE COPIED OR DISCLOSED TO OTHERS
WITHOUT A WRITTEN CONSENT FROM
MULTILINK. THE INFORMATION IS TO BE
PROMPTLY RETURNED TO MULTILINK UPON
REQUEST.
DRAWN BY: DATE:
SAB 04/17/2015
CHECKED: DATE:
MFG ENG: DATE:
QUALITY ENG: DATE:

Multilink

SFX-0 STARFIGHTER XPRESS
SINGLE IN-LINE FOSC

SIZE DWG. NO. REV.
B 020-234-10REF 01
SCALE: 1:5 CAD FILE: 020-234-10REF SHEET: 2 OF 4

REV.	ECN #	DESCRIPTION OF CHANGE	DATE	BY	MFG ENG
01	N/A	INITIAL RELEASE	04/17/15	SAB	



- NOTES:
- 1. BRACKETS, CLAMPS, AND HARDWARE SUPPLIED IN KIT.
 - 2. OPEN COVER, ASSEMBLE AS SHOWN, 2 PLACES.

UNLESS OTHERWISE SPECIFIED DIMENSIONS ARE IN INCHES TOLERANCES ARE: FRACTIONS: DECIMALS: ANGLES: ±1/32 .XX=±.03 ±1° .XXX=±.010 ALL FLATS TO BE ±.005		THIS DOCUMENT AND THE INFORMATION CONTAINED THEREIN ARE CONFIDENTIAL & PROPRIETARY TO MULTILINK AND MAY NOT BE COPIED OR DISCLOSED TO OTHERS WITHOUT A WRITTEN CONSENT FROM MULTILINK. THE INFORMATION IS TO BE PROMPTLY RETURNED TO MULTILINK UPON REQUEST.		Multilink	
NO SHARP EDGES OR BURRS ALLOWED		DRAWN BY: SAB DATE: 04/17/2015		SFX-0 STARFIGHTER XPRESS SINGLE IN-LINE FOSC	
MATERIAL: SEE B.O.M.		CHECKED: DATE:		SIZE B DWG. NO. 020-234-10REF REV. 01	
FINISH: BLACK		MFG ENG: DATE:		SCALE: 1:4 CAD FILE: 020-234-10REF SHEET: 3 OF 4	
DO NOT SCALE DRAWING		QUALITY ENG: DATE:			

